

UK Bonsai Association

www.ukbonsaiassoc.org



Bulletin Jan22

Wishing you a Happy New Year and a warm welcome to 2022 with this January issue of the UK Bonsai Association's monthly Bulletin. The hope of a return to normality now again seems to be in the balance, but hopefully with the nation frantically queuing up to receive their latest jab we will move forward.

Unfortunately, as most of us are aware, the long running Swindon Show which would normally be the first major event of any year has been sadly cancelled for the second year on the trot. Many of us would also be anticipating travelling to Belgium to attend the Trophy Show, this has now been cancelled.

The first major event still confirmed as happening here in the UK will be the Doncaster Bonsai Experience, let's all cross our fingers that this happens.

In these unusual times we are always looking at different ways in which to push the bonsai scene forward and make the association more relevant. New people to the hobby, or in fact even older enthusiasts, are not always fully aware of the contributions that certain personalities up and down the country have made to the UK bonsai scene over the years. The idea is obviously not a new one but starting this month we are going to publish written interviews with such people. Firstly they will appear in the bulletin and then we will list them alphabetically on the website. This will eventually give us a go to list where one can instantly get a feel of people's history and thoughts on bonsai.

For anyone new to the hobby of keeping bonsai, we would in almost all circumstances encourage them to join a local club or society. A local club is often frequented by other beginners eager to learn and long time enthusiasts eager to dispense valuable knowledge and information. The advantages of physical one to one guidance at a club night or the ability to get your nagging questions answered directly on a speaker's night can be invaluable. That's not to say knowledge cannot be gained from other sources, but local up to date knowledge is far more valuable than knowledge gained from a book 30 years old, from the other end of the country or even the other side of the world. Books hold much information but like anything in life best practise is an ever changing thing, new materials and methods are adopted for varying reasons. The information we gain online may be up to date, but often the dispenser of this information is talking to you from a far-off place where climatical conditions are very different to your back yard. So, again, we must recommend your bonsai journey is best started

at your local club or society, all of which are listed on the UKBA website. So, you might think, what does the association do for me if I don't have a local club or the clubs meeting hours are inconvenient for me? Or you may be the person who has belonged to a club for many years, soaked up all of the information and knowledge and feel your time is best spent one to one with your trees in your own back yard? If you are such possibly you might consider developing your knowledge further with one to one workshops from professional bonsai artists, these people are listed on the website.

One thing to always remember, the association exists for members of clubs and individuals alike, the information we dispense is for the bonsai community at large.

If you can make any contributions to the UKBA website or this news bulletin please don't hesitate to contact us. Whether a change in your club location or a trip you make abroad, why not share with us all?

The next steering group meeting on Zoom is scheduled for Monday 10Jan22 at 1900.hrs.

Bonsai Events

13Feb22 Sun (Cancelled)
Swindon Bonsai Society Winter Image Show
Stratton Leisure Centre, Grange Drive,
Stratton St Margaret, Swindon,
Wiltshire. SN3 4JY.
Adm: £5. Times: 1000-1600.hrs.
Contact: Paul Bowerbank 07982.401103
Email: paul1561@virginmedia.com
www.swindon-bonsai.co.uk

19&20Feb22 Sat & Sun (Cancelled)
Trophy Show
Limburghal cv, jaarbeurslaan 6,
B-3600 Genk, Belgium
www.bonsaiassociation.be

We would remind people the status of all events is marked in brackets ie, provisional, postponed, confirmed or cancelled. Whenever visiting an event please check for more up-to date details on the website and if travelling any great distance please confirm the event is still running with the event contact person.

Bonsai Event Reports

To read the full reports with photos on the events listed below please visit the website.

Unfortunately there were no events in Dec21.

Club Speaker Nights

It's that time of the year when most clubs are holding their AGM's and scheduling their respective programmes for next year. As soon as you have decided on next years programme and possibly have some speakers booked, please let us know the details and we can publicise the night for you.

Notice Board

6Mar22 Sun
Doncaster Bonsai Experience


& The Spring Bonsai Exhibition
Markham Grange Nursery,
Longlands Lane, Brodsworth,
Doncaster, South Yorkshire. DN5 7XB.
If you wish to exhibit at this show or trade please contact: John Skill
07818.110978
Email: karskill@aol.com

20Mar22 Sun
South East Bonsai Fair
Little Fant Farm, Farleigh Lane,
Maidstone, ME16 9LY.
If you wish to have a car boot pitch,
please contact: Adam Hadley
07765.522117
Email: hadoribonsai@gmail.com

20Mar22
Friends Of The National Bonsai
Collection
Bonsai Boot Sale
Birmingham Botanical Gardens,
Westbourne Road, Edgbaston,
Birmingham. B15 3TR.
If you wish to have a car boot pitch,
please contact: Kim Turton
07760.186522 (Text Only)
Email: turtonkim@hotmail.com

8May22 Sun
Expo Bonsai UK
K2 Leisure Centre, Pease Pottage
Hill, Crawley, West Sussex. RH11 9BQ
This month is your very last chance of sending in submissions for consideration to be included in this years show. The close off date is 31Jan22. Exhibitors may submit for a maximum of three spaces. Guidance on submissions can be obtained through this email address, ebuk18@gmail.com. At this stage we can say that the show is shaping up to be a well subscribed one with a large number of unseen trees along with a very large trader's area. The show will adhere to all covid guidelines in place at the time and visitor's well being is important to us.

In Memory of Doug Mudd





Just prior to Christmas we lost a man whom I was privileged to know as a friend, Doug Mudd. Doug was known to many as a bonsai table maker but going deeper than that was hugely talented and humble man who could hold my attention for hours with his thoughts and principles. His engineering background gave him an eye for detail but more than that he truly understood the wood and history that went with each table. The marks, scars and general patina all told a story in his eyes, his smile will live with me forever. The bonsai world is less of a place without him but his work lives on for all to enjoy. Steve Hale An interview of Dough Mudd in 2014 by Yuko of Japan Outpost can be found on YouTube : [Meet the Bonsai Table master!](#)

John Hanby's New Book

THE PRACTICAL ART OF
BONSAI

JOHN HANBY



Establishing, cultivating and refining your living collection

The Practical Art Of Bonsai

While most of us have taken it a little easy the last couple of years, John has been busy putting together a bonsai book. As many of you will know, John's 30 year plus involvement in the UK bonsai scene has included everything from running one of the best nurseries, running workshops and then hosting some fantastic shows tying up with Danny Use of Belgium. Unbelievably his writing skills have been reserved only for magazines in past years, but the Covid lock down has given him the time to put together a full blown book.

The new book titled 'The Practical Art Of Bonsai' is only just coming off the printing presses now and will be available early Feb22. The book is geared for beginners and experienced enthusiasts a like, some 200 pages with 500 accompanying photos. John's comprehensive documenting of all of his past work has given him a wealth of material from which to draw down from. This allows him to present in the book many very good tree development sequences, a great way to pass on his well worked techniques and experiences. The book can be bought from most outlets, but if you want a copy reserved directly from John himself please email him to reserve your copy.

Publisher: Crowood Publishing

ISBN: 9781785009853

John Hanby 07399.383106

Email: john@johnhanbybonsai.co.uk

UKBA Membership

Thanking you for your support, today 1Jan22 UKBA membership stands at a total of 1913, expanding daily

Monthly Tasks

Below is a list of bonsai tasks to be carried out during the month of January, it must be adapted to your localised conditions and is meant only as a general advisory list of tasks for the bonsai enthusiast.

Bonsai in January

Hopefully all your bonsai trees are being protected for the winter and here is a quick generic guide to bonsai in January.

Watering:

Your bonsai trees will still need watering but not as often as their growth rate has slowed right down so their water uptake has also slowed down.

At this time of year if your trees are still outside, they will be getting watered naturally by the rainfall, morning dew and melting frosts.

However, monitor the moisture level to ensure your bonsai trees are not water logged as this can cause roots to rot.

If your bonsai trees are under cover check daily and water if required to keep the soil damp / moist but not soaking wet.

Any bonsai being kept indoors should be watered daily if required as they will be losing moisture due to the higher temperatures inside drying out the soil and the tropical species still tend to grow during the winter period inside. Ideal time to water is in the morning to allow the water time to dissipate and to reduce the surface water should the temperature cool down overnight or there is a frost.

Re-potting:

If the weather is mild repotting can be undertaken but avoid early repotting if you have no protection for the tree like a cold frame or green house if frosts are likely.

Otherwise prepare for repotting by checking soil supplies and also that if you are looking to change the pot that you have the correct pot size to repot into.

Feeding:

Generally feeding in January is not required as broadleaves trees are dormant and conifers or evergreens have slowed down on growth during this period.

However, continue to lightly feed tropical trees that are kept indoors if they are still showing signs of growth to sustain them during this period.

Pruning:

This is a great time of year to review your bonsai trees and check the structural image of the tree as well as the tracery and branch placement. Broadleaved trees are especially easy as they have for most species lost their leaves and are dormant. You can remove unwanted structural branches but remember to cover the wounds with wound paste or sealant as the trees are dormant and will not be able to respond to the pruning as effectively. Otherwise just mark the branch(es) to remove and wait until Spring to then remove them.

Trimming:

This is not required to either broadleaved or coniferous trees in January. However, you may

still need to trim the new shoots off tropical trees that are growing indoors to control the growth and develop ramification.

Root pruning:

Carry out root pruning if you do start to re-pot now as part of the re-potting process and check for soil borne pests, root rot and other root problems and address if any issues are found.

Insects and pests:

Continue to check your bonsai trees over fully for pests, insects and diseases as some insects can over winter, or in your trees such as red spider mite, scale insect and if you have not applied a winter pesticide or removed unwanted pests before now it is a chance to do so. Pests are also likely if the weather is mild so worth checking to avoid disappointment in the spring when buds or leaves fail to flush due to pest attack.

Moss and weed control:

Hopefully you carried out pre winter preparation and addressed any weed and moss issues particularly around the trunks of bonsai trees prior to winter. If not this is again a good time to remove moss and weeds to clear the surface of the soil for improved moisture movement as well as prevent bark rot from wet moss. You can use a range of techniques including a diluted vinegar application on the bark which you apply and then around a week of two later the moss removes more easily with a light brush action (tooth brush works well).

Wiring:

If wire is present on your bonsai tree check whether it is still serving a purpose and is taut and not digging into the bark causing wire marks and re-set if necessary or tighten.

Protection:

Continue to maintain winter protection in whatever form you use and check your trees daily for effects of frost or snow.

Assessment:

This is also a good time to photograph your bonsai trees and update their records for re-potting timings, feeding regimes, soil type etc as it is sometimes hard to keep track of what you do for each tree when you start increasing your collection. Keeping a photographic record does come in very useful over the years to see the trees development and your progress.

Interview

Interview With Nick Payne
Springwood Ceramics





Springwood Ceramics supplying pots of all shapes and sizes.


Do you have any other interests or hobbies?
Yes, Shooting and model engines.

Do you have a favourite tree species?
Very early on I accumulated a lot of English Elms, I grew many from cuttings and also collected suckers and air layer material, which now after many years of work with the help of Lee Verhorevoort forms the bed rock of my bonsai collection.

What mistakes have you made?
In my earlier years I was very impatient, all of the time wanting to develop trees and work on them too quickly. I now realise its better to work with the tree and not keep pushing them. The health of the tree is paramount.
What is your best achievement?
My best achievement with my trees was displaying at Chelsea in 2018/19 - receiving a Gold Award, and winning classes at the Swindon and Heathrow shows.

Can you tell me a little more about your pottery?
I make a wide variety of Bonsai Pots, all using the coil or slabbed method, this means all my pots are unique as I don't use moulds. Most of my glazes are my own formula, commercial glazes don't offer the range of colours and textures I am looking for.
I have 3 kilns in the studio - the largest holds pots up to 65 cm. I take a lot of commissions in the larger sizes although I've been making very small pots recently to improve my skills. A small pot takes a similar amount of time to create as a larger one - a lot of people don't realise this.

A small pot I'm working on at the moment.
Pen for scale.



A few more springwood pots in various stages of completion



Do you have a favourite potter who has influenced you in anyway?
I've already mentioned Dave at Walsall studio ceramics. I love their pots and have a large collection. A few people have said a few of my pots look similar to theirs! That's a great compliment. I also collect Japanese pots. Yaamaki and Koyo feature strongly. Their skill and subtlety constantly amazes me. My dream would be to visit their kilns and talk pots!

How do people contact you?
I have Facebook and Instagram accounts and a sales website
[HTTPS://springwoodceramics.co.uk](https://springwoodceramics.co.uk)

Do you have any future ambitions?
"In recent years I've become good friends with two other bonsai obsessive's. Tim and Russ, together we've formed a private group called - The Bonsai Boys. We share the same ideals..... Good company. Good Bonsai and Beer."

Collectables Pin Badges

Please check out the pin badge section under collectables on the website, if you have any badges we have not listed, please send us an image of the badge and we will add it to the section. Thank you
This month we are again highlighting pin badges from Australia, see website for more badges.

Australian Badges



AABC Brisbane Seminar 2002
Image supplied by Jim Gould



Darwin Bonsai Club
Image supplied by Jim Gould

How did you get started?
Way back in 1985 I lived in the Cambridge area, my wife was in hospital and visiting a local florist to buy flowers for her I saw they were selling small trees in pots – Bonsai, although I didn't know it at the time. I bought two - an English Elm and a Carmona. I kept them indoors and of course they both soon died through my ignorance. But I was interested to find out more, fascinated by the concept of keeping a bonsai, I bought more and still kept killing them. Eager to learn more, I travelled further afield visiting Tokanoma Bonsai in Radlett near St.Albans, run by John Ainsworth. With his help and guidance I began to build a collection of small trees and most importantly add knowledge of how to keep them alive.

Who was your teacher?
I did not really have a teacher initially, I expanded my knowledge by reading any of the Bonsai books available in those days and also I subscribed to Bonsai Today magazine. It was this magazine that opened my eyes to the wealth of knowledge that existed in Japan. Fantastic pictures of specimen trees and step by step pictures of their transformation! It was, and still is, a source of knowledge to me.
In 1989 I moved to Berkshire and my local bonsai nursery was Chobham Bonsai Centre. Together with Colin Lewis and other interested people we established Surrey Heath Bonsai Society in the early 90s. We met at Lightwater Country Park, and then in 1994 I was part of the group that established Berkshire Bonsai Society. In the 90s I also met Peter Adams who lived locally to me in Farnham and then subsequently attended many of his workshops. He was a true inspiration to me and I still have all of his books.

Have you experienced bonsai abroad?
I have twice visited the Trophy Show in Belgium and have been very impressed with the standard of show trees and the amount of suppliers attending the shows, my intention is to regularly revisit this show in the future.


Your thoughts on Bonsai?
In 2016 I took early retirement from the computer industry and decided to expand my Bonsai interests. For nearly 35 years I have been admiring and collecting Bonsai pots; this coupled with my father being a ceramics lecturer, I decided to try making my own pots. I had the helping hand of Dave Jones at Walsall Studio and several workshops at his pottery. I expanded my skills and eventually set up




School Of Bonsai Sydney
Image supplied by Jim Gould



Western Australia Bonsai Society
Image supplied by Paul Bowerbank




Craig Coussins
Bonsai For Beginners
ISBN: 1856056287
Image supplied by Mike Walker



Kyuzo Murata & Isamu Murata
Nature In Miniature
ISBN: 4079760957
Image supplied by Mike Walker


Books

The book section on the website can be found in the knowledge section, we have nearly sixty books listed and ask kindly if you can recommend a book, old or new and we don't have it listed on the website, please email us an image, the title of the book, the authors name, the date published, the ISBN (International Standard Book Number) and of course your name as the image supplier, unless you confirm you want to be anonymous?
A big thank you to Mike Walker who sent us last month details of 7 books in his collection not listed on the UKBA website.



Alex Kennedy
Satsuki
Published: 1995
ISBN: 0952514508
Image supplied by Mike Walker

Floral Treasures of Japan



Alex Kennedy
Floral Treasures Of Japan
ISBN: 0952514524
Image supplied by Mike Walker

UKBA Quiz Jan22

WORD SU DOKU
Using the letters LUV BONSAI

			U				
A		O				B	U
	U					L	A
		A	V		I	U	S
I		B	N		U	A	O
S		U	L		O	V	
O		I					A
U		V				O	B
					L		

For bulletin queries: 07850.771201
markmoreland@live.co.uk
ukbonsaiassociation@gmail.com

